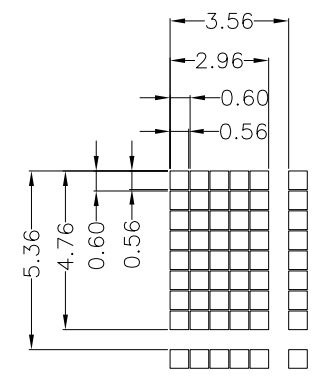
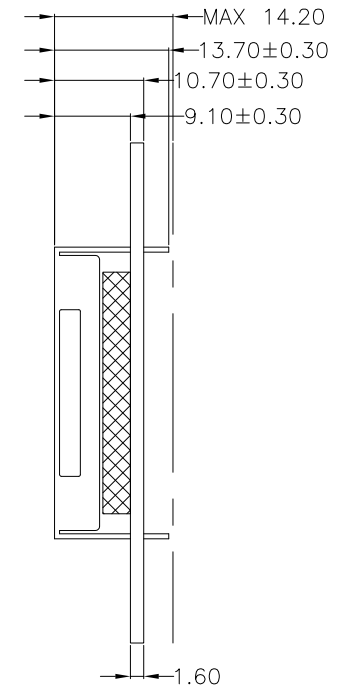
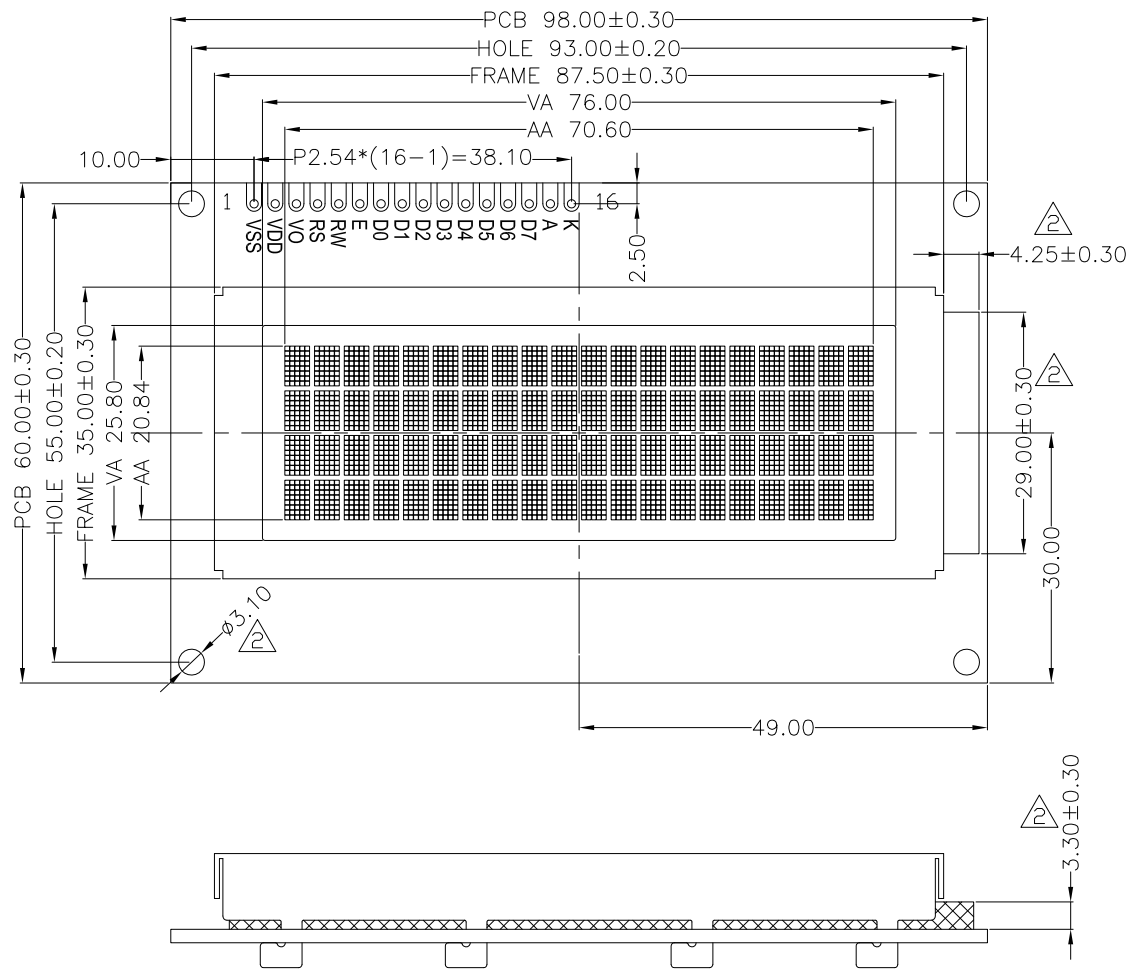


PIN DESCRIPTION

PIN	SYMBOL
1	VSS
2	VDD
3	V0
4	RS
5	RW
6	E
7	DB0
8	DB1
9	DB2
10	DB3
11	DB4
12	DB5
13	DB6
14	DB7
15	LEDA
16	LEDK



SCALE 4:1

- NOTES:
1. DISPLAY TYPE: STN(YELLOW-GREEN),TRANSMISSIVE,POSITIVE.
  2. DRIVE METHOD: 1/16 DUTY, 1/5 BIAS, VDD=5.0V, VOP=4.7V.
  3. VIEWING DIRECTION: 6 O'CLOCK.
  4. DRIVER IC: AIP31066.
  5. OPERATING TEMP.: -20°C ~ 70°C.
  6. STORAGE TEMP.: -30°C ~ 80°C.
  7. LED BACKLIGHT: YELLOW-GREEN LED.
  8. GENERAL TOLERANCE: ±0.3MM.
  9. ROHS COMPLIANT.

02	ADD BACKLIGHT DIMENSIONS. CORRECT PCB BOARD HOLE DIAMETER FROM 2.6MM TO 3.1MM.	CAROL	2020.10.30	CHECKED BY:		SCALE : 1/1	MODULE P/N: MI2004R-1
01	FIRST ISSUE	CAROL	2019.04.23	APPROVED BY:		UNIT: mm	DESCRIPTION:
VER.	REVISED DESCRIPTION	REVISER	DATE	VERSION NO:	02	SHEET NO.: 1/1	CHARACTER MODULE



MULTI-INNO TECHNOLOGY CO.,LTD.